




JÄMSÄN SEUDUN KOULUTUSKESKUS



WELCOME to our COMENIUS PROJECT!

- a great new link between our European Schools !
- a great new project with the EU assessment of 85/100 points !
- a great new adventure for our students and their teachers !

Our objective today ?

to discuss and confirm the Project's contents, strategies and schedule





JÄMSÄN SEUDUN KOULUTUSKESKUS



September 2008 / July 2010

TWO year COMENIUS project

“ WOOD and FOREST : elements of our lives and of cultural identities “

Year 1: WOOD OBJECTS and WOOD BOOK

Year 2: Forest LEGENDS and LIVE stage presentations


COMENIUS



Education and Culture
Lifelong learning programme
COMENIUS



JÄMSÄN SEUDUN KOULUTUSKESKUS



WHO is involved and HOW ?

Our task is to IDENTIFY :

----- ***the partner groups of STUDENTS***

**Male and female ? A whole class ?
How many ? Level of studies?**

**Problem of adapting
the numbers for better
exchanges especially
during the mobilities...**





JÄMSÄN SEUDUN KOULUTUSKESKUS



----- ***the members of the TEAM involved***

→ the school authorities: their support is needed, they are associated to any decision, they officially endorse the Project

→ one English teacher (English is the common language)

→ other teachers: they must be willing and dedicated colleagues working in forestry/ literature/computer sciences/ librarian and resources center specialist

COMENIUS




Education and Culture
Lifelong learning programme
COMENIUS





JÄMSÄN SEUDUN KOULUTUSKESKUS



----- time given to the PROJECT

→the “Comenius Club” sessions :

When? How long? How often ?


→Necessity of regular assessment of these sessions : logbook

→24 mobilities abroad over 2 years





JÄMSÄN SEUDUN KOULUTUSKESKUS



WHO does WHAT?

FRANCE is the official **COORDINATOR**


→ in charge of official paperwork and reports

→ will also send reminders of deadlines





JÄMSÄN SEUDUN KOULUTUSKESKUS



WHO does WHAT?


FINLAND is hosting the official **OPENING MEETING** (November 2008)

A very important gathering of the project's teams and the 3 school directors





JÄMSÄN SEUDUN KOULUTUSKESKUS



WHO does WHAT?


The CZECH REPUBLIC will host the official *CLOSING MEETING* (June 2010)

- Final assessment session with student representatives and the staffs involved
- Final presentation of the results to the local EU authorities / future teacher-trainees / the local press etc





JÄMSÄN SEUDUN KOULUTUSKESKUS




Non stop use of **COMPUTER** and **INFORMATION TECHNOLOGIES**

- e-mail communication / Webcam sessions
- Setting up and feeding of the Project's WEBSITE





JÄMSÄN SEUDUN KOULUTUSKESKUS



IDENTIFICATION of Year 1 ACTIVITIES

(part 1)

1. Staff involved PRESENT the project's objectives and schedule of activities to the group of students involved

- all members of staff involved must be present (teamwork)
- should listen to students' reactions and their propositions
- should express their views and "clichés" about the EU

2. Setting up of LINKS between partners: e-mailing ID cards

- identical form for the ID card (NO photo included first) (entries of ID card defined together)
- encourage frequent use of this e-contact (free access to web)
- they can send photos later

3. Use a LOGBOOK to keep track of activities





JÄMSÄN SEUDUN KOULUTUSKESKUS



Working on the project's **THEME** during the **Comenius Club**

- use students' personal knowledge and research
(collecting data from Library / Web sites / maybe family)
- organize a visit to one local wood museum / craftsman's workshop to fully identify what the Cultural Dimension means
- digital photography report
- debriefing of the visit
- gradual collection of valuable elements (photos/texts)
- staff keep regular record of actions on the Comenius Logbook


COMENIUS



Education and Culture
Lifelong learning programme
COMENIUS



JÄMSÄN SEUDUN KOULUTUSKESKUS



4. Working on the Mother Tongue VIDEO Dictionary

- selection of the key sentences (survival kit !)
- translation into English of these words for sub-titling
- setting up the filming and post-production of this DVD video

5. FINLAND sets up the project's official WEBSITE

- all partners will regularly “feed” it with information (reports of activities/visits/photos/interviews/artwork etc)

6. CHRISTMAS and NEW YEAR's EVE Best Wishes exchanged between partners :




class/personal cards /e-connections





JÄMSÄN SEUDUN KOULUTUSKESKUS



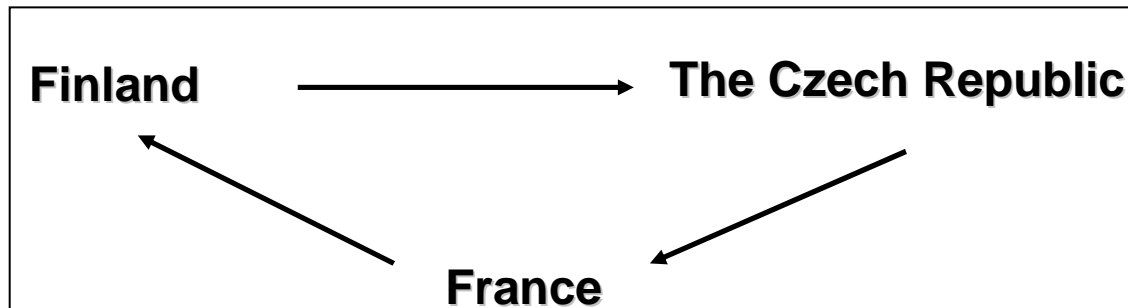
IDENTIFICATION of Year 1 ACTIVITIES

(part 2)

- 1. NEW YEAR's contact for a detailed presentation of the holiday period traditions and activities (photos sharing)**
- 2. End of JANUARY: sending to partners of the Mother Tongue Video Dictionary for future practice/one month at least before the actual visit to the partners'.**
- 3. Get ready for the MOBILITIES !**




4. YEAR 1 MOBILITIES WHO goes WHERE and WHEN ?



- Made during the first semester 2009 for about 10days
- Free reciprocal stays agreed (financial adjustment if group is bigger)
- Dates of stay at school dormitories adapted to availability (let's target other students' training periods)
- Week-end stay at partner's family stay



JÄMSÄN SEUDUN KOULUTUSKESKUS



5. Working together on the project


- Sharing cultural visits and activities and sports
- the project's **WOODBOK**
 - (sharing and selection of key photos of wood objects)
 - (writing the captions to the photos in Mother Tongue and English)
 - (keep track of all these activities with photos/video)
- Invite the local **PRESS** for interviews and future articles
 - (copies of these articles to be shared with partners and added to Comenius reports)

6. WELCOMING the project's SECOND partner at YOUR SCHOOL



Enjoy European friendship !






----same conditions and plans for activities----

IDENTIFICATION of Year 1 FINAL ACTIVITIES *(part 3)*

1. The MAKING the WOODEBOOK at home

- one common look : sliced wood cover photo album
- one common plan for chapters
BUT individual/national /original inside illustration
- key date / deadline approved for its making and sending
- make photos of the book for archives record and EU final report
- any official local presentation of this WOODEBOOK to the local authorities and Press ?...





1.2. ASSESSMENT of the COMENIUS PROJECT YEAR 1

- discuss and evaluate it with the students and staff
- each partner school sends to the French coordinator one “national” summary and assessment of its project’s involvement and results, so far.
- the INTERMEDIATE REPORT will be written by the coordinator and sent to the National Agency (this report will synthesize the national evaluations)


3. MOTIVATE the partner students into KEEPING ONLINE

why not try to set up a personal summer visit ?






JÄMSÄN SEUDUN KOULUTUSKESKUS





JÄMSÄN SEUDUN KOULUTUSKESKUS



IDENTIFICATION of Year 2 ACTIVITIES

(part 1)

1. “On the road again !”

- The coordinator gets in touch with all partners in September to share the latest information and motivate the troops !
- Staff in charge introduce the students to the project’s objectives and contents and schedule : is it a new group ?
(preferably YES but each school will decide)


2. Set up LINKS between the Year 2 partner students

- sending of ID cards (same document as last year ?)
- clearly define the project’s calendar of activities





JÄMSÄN SEUDUN KOULUTUSKESKUS



3. WORKING on the project's new TOPIC : forest legends


- involvement of other participating colleagues
(literature / social culture teachers /theatre amateurs)
- visit of one local Folk and Tradition Museum
- students' research at library and on the Web / discussion with
final selection of THE forest legend to be used
- translation into English of this selected legend
- preparation of its future staging during the Mobility
(give roles/ practise stage direction/prepare sets etc)

----- *during all this, Staff keep track of all activities in the
Comenius Logbook and keep in touch with partners -----*





JÄMSÄN SEUDUN KOULUTUSKESKUS



4. Regular FEEDING of the WEBSITE with information

→ news/articles/artwork/photos


5. CHRISTMAS greetings and NEW YEAR's best wishes

→ e-cards exchanges (class and personal) + WEBCAM





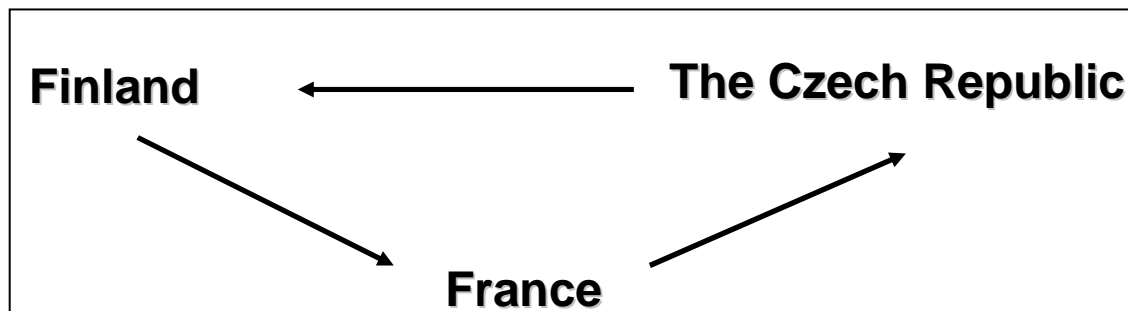
JÄMSÄN SEUDUN KOULUTUSKESKUS



IDENTIFICATION of Year 2 ACTIVITIES

(part 2)

The YEAR 2 MOBILITY will be based on the visit TO the SECOND partner in the project BUT it will also mean WELCOMING the Year 1 VISITED partner




September 2009 / April 2010 ?





JÄMSÄN SEUDUN KOULUTUSKESKUS




BEFORE going abroad

- linguistic preparation to the partner's mother tongue using the Year 1 Video Dictionary
- students prepare and rehearse the staging of their national forest legend
- Artwork done by students to illustrate the English translation of the forest legend done on paper

The MOBILITY at the partner's

- it is a visit to the **SECOND** partner of the project
- made on the agreed reciprocal stays
- it should include one week-end spent with partner families
- the students will share activities and visits





WORKING TOGETHER

→ **Sharing cultural visits about wood**

→ **Project's production 2 : the staging of the forest legend in their mother tongue OR in English (here the translation into English of the legend will be photocopied and used for better understanding)**

→ **invite pedagogical and local authorities**


→ **invite the Press to the show for interview and articles**

→ **VIDEO FILMING of the stage performance for future DVD copies to be shared and added to the final Comenius report**





JÄMSÄN SEUDUN KOULUTUSKESKUS



IDENTIFICATION of Year 2 Final ACTIVITIES

1. *BACK HOME from the Mobility*

- debriefing of the visit with students / assessment
- feeding the Website with records of the mobilities: (photos of activities/video from stage shows) (copies of local press articles etc)






JÄMSÄN SEUDUN KOULUTUSKESKUS



2. OFFICIAL FINAL MEETING in PRAGUE at the Czech Pedagogical and Teacher Training Center of Mala Chuchle

→ **presentation** by the official delegations of the 3 partners (2 students and staff and directors from each country) **of the results and final productions** of the Comenius partnership :
exhibition of photos / the Woodbooks / DVD filming of the forest legends performances






→ public and guests should include National Agency officials, pedagogical authorities and teacher-trainees from the Mala Chuchle Center

→ these people will be invited to take part in the project's discussion and assessment, a true-to-life experience to share with the Czech future teachers

→ records of this final meeting will be made with photos and video report






3. The FINNISH and FRENCH partners will *set up at their own national pedagogical centers* (in Tampere and Toulouse) *the same presentation* of the Comenius project's final results *to a public of teacher-trainees* in order to share the experience and motivate them into EU cooperation

4. Every school will do its best *to VALORISE the project locally* with the dissemination of the results *and promote the European dimension of Comenius projects.*





5. The ***FRENCH coordinator*** will write the ***FINAL REPORT*** and send it to the National Agency in due time together with copies of the 3 final productions.


→ the first part will be ***a common assessment written during the Prague meeting*** (it must be in English and the result of common work)

→ the second part is a national evaluation ***written by each partner in its own language*** and sent to the National Agencies





JÄMSÄN SEUDUN KOULUTUSKESKUS



→ the sending of these reports is **VERY** important in order to receive **the remaining 20% of the grant**

→ **we will be evaluated on the activities carried out together**

the records kept of these activities in order to testify the activities (important Logbook)

the official proofs of the 24 mobilities and the copies of the final productions





JÄMSÄN SEUDUN KOULUTUSKESKUS



Well now, EUROPEAN builders ,
we are all very tired
but very HAPPY !!!

Time now for “FADE OUT and CUT !!!”

